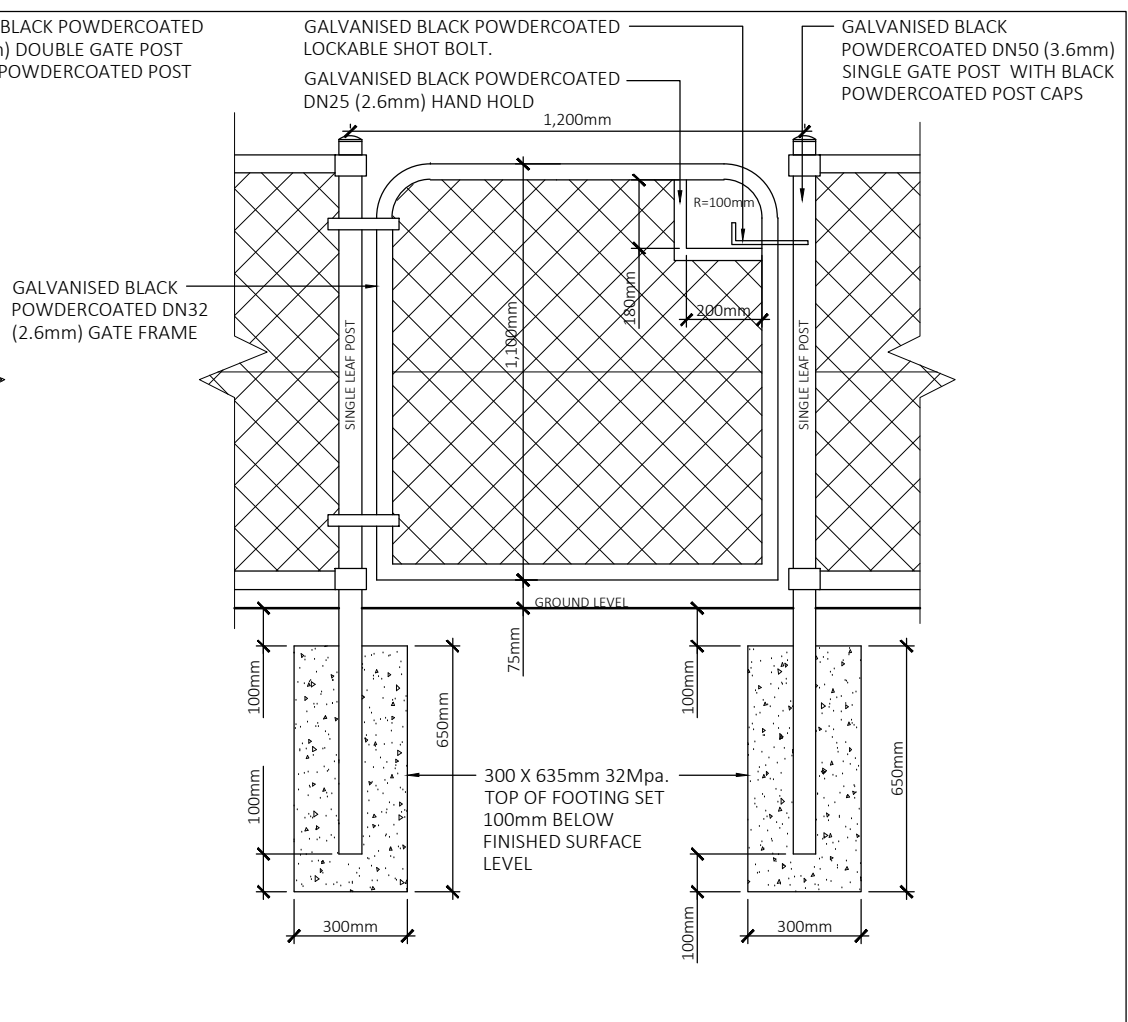
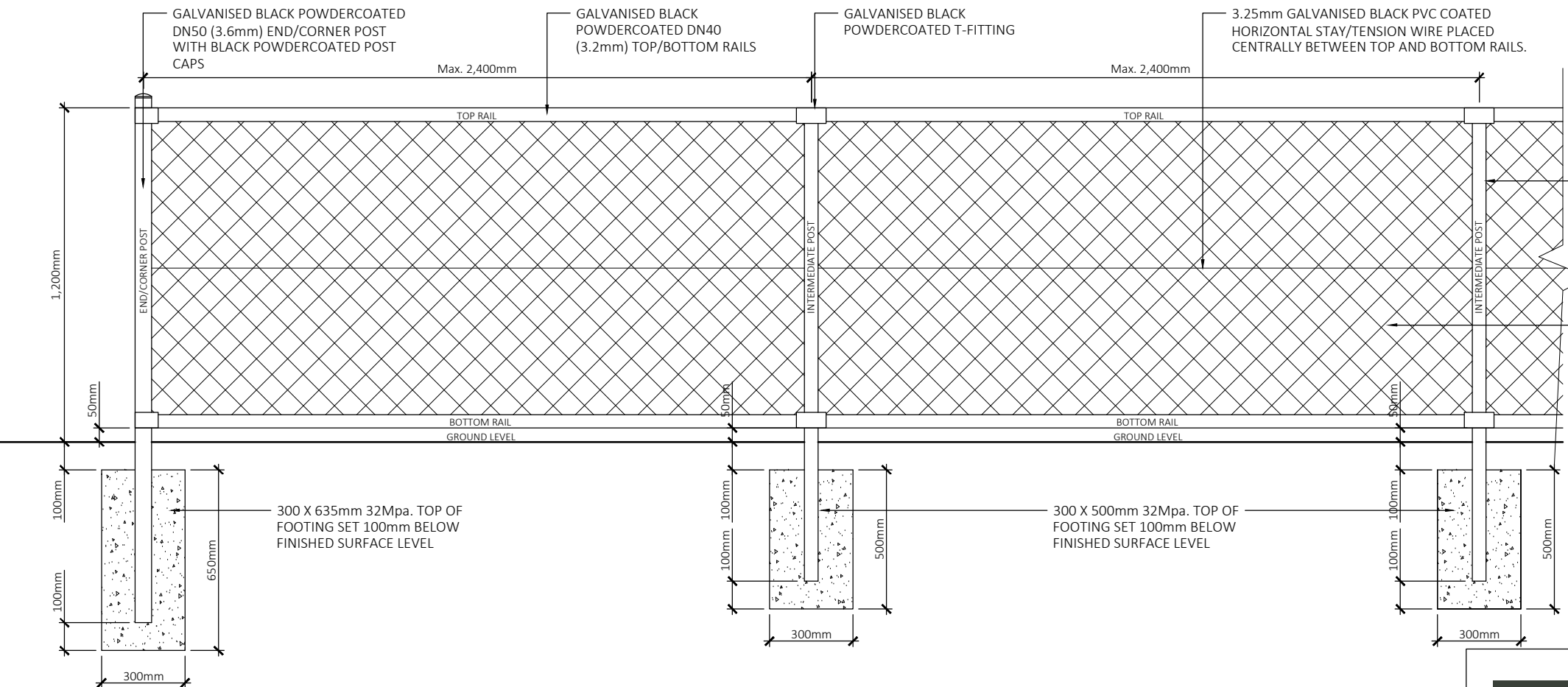


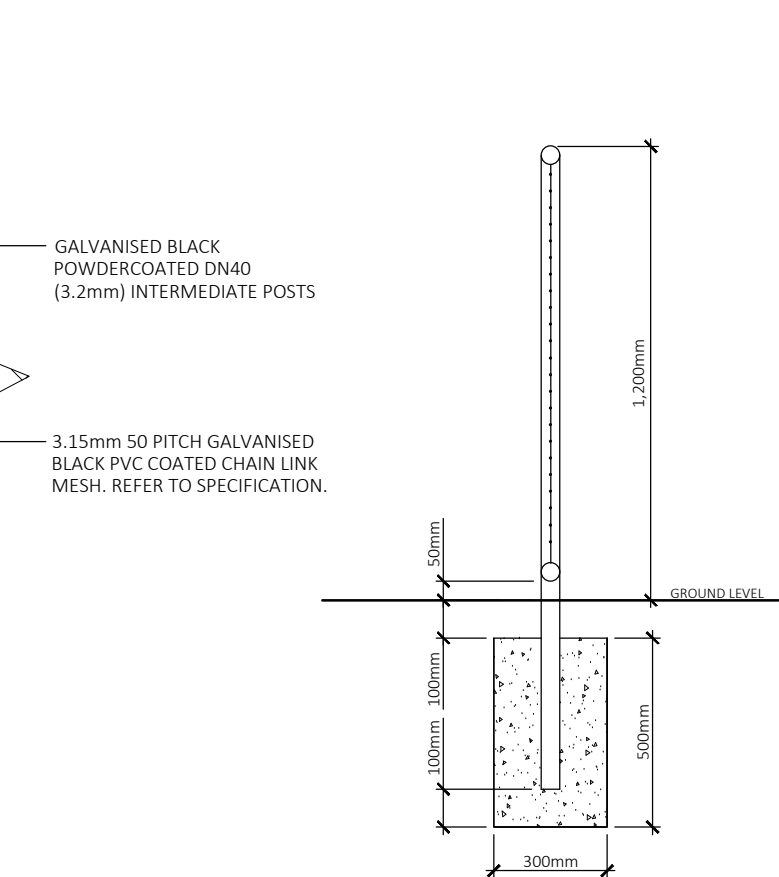
DETAIL - 1,200mm HIGH DOUBLE LEAF MAINTENANCE GATE
Scale: 1:20

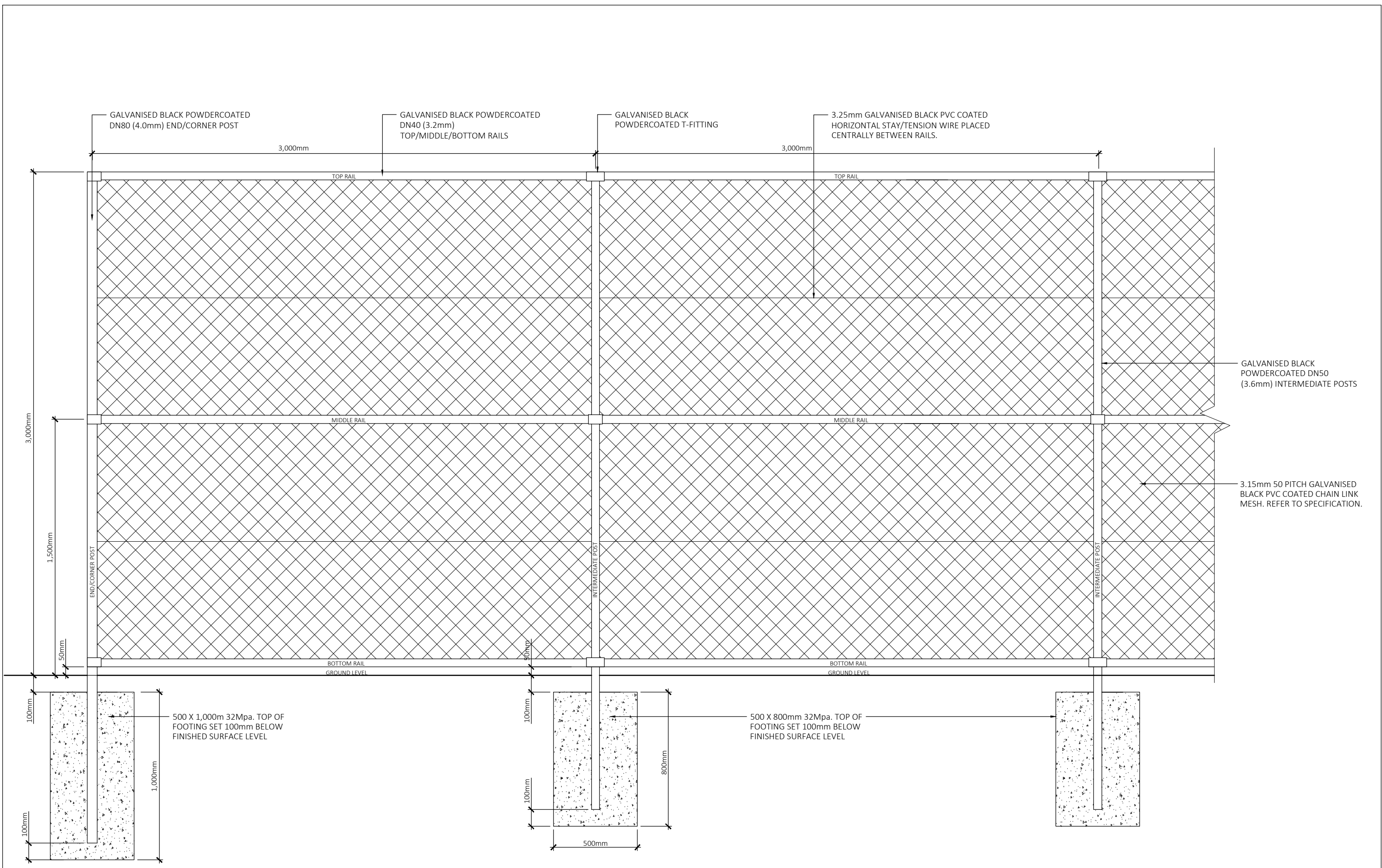


DETAIL - 1,200mm HIGH SINGLE LEAF PEDESTRIAN GATE
Scale: 1:20

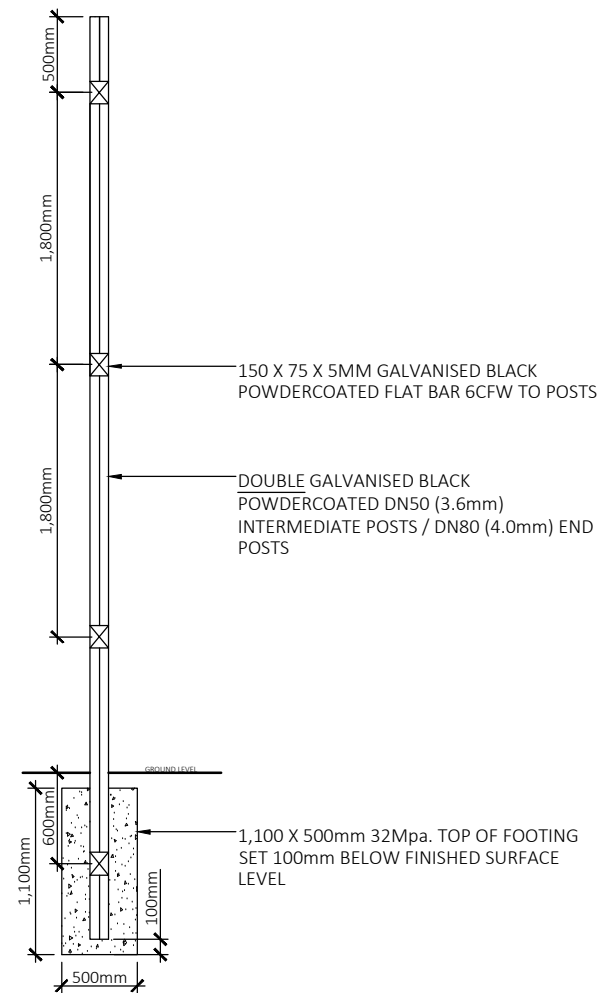
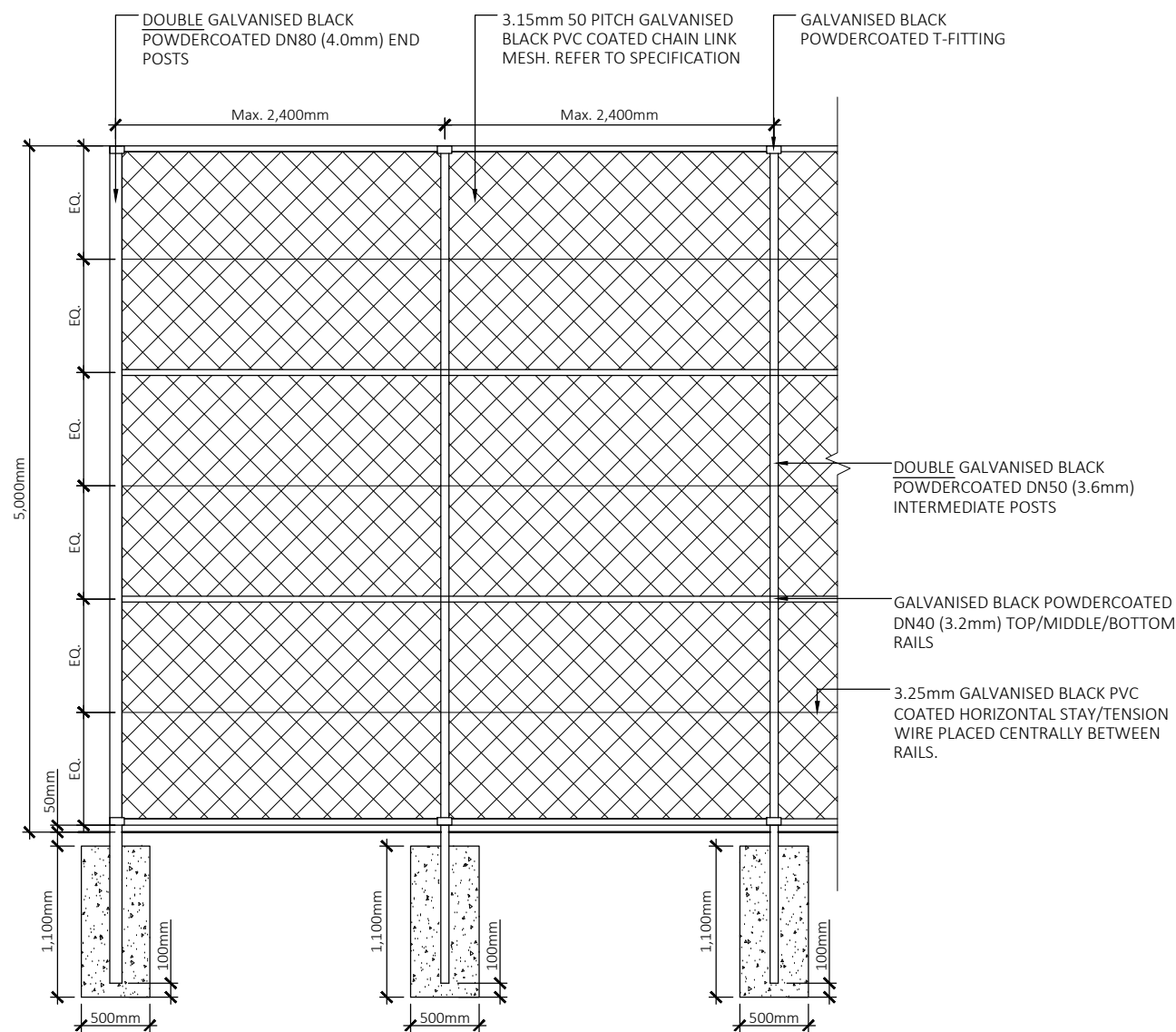


DETAIL - 1,200mm HIGH SPORTSFIELD CHAIN LINK FENCING
Scale: 1:20





DETAIL - 3,000mm HIGH SPORTSFIELD CHAIN LINK FENCING
Scale: 1:20



GENERAL CHAIN LINK FENCING SPECIFICATION

- CHAIN-LINK FENCING TO COMPLY WITH AS1745.5-2010 PART 5.
- FOOTING DEPTHS TO BE INCREASED BY 300MM IN LOOSE OR SANDY SOIL OR AS DIRECTED BY COUNCIL.
- FENCING PROPOSED TO BE LOCATED NEAR ELECTRICAL ASSETS MAY REQUIRE ISOLATION / INSULATED FENCING PANELS AND EARTHING TO MEET RELEVANT ELECTRICITY PROVIDER REQUIREMENTS. CONFIRM WITH ENERGY PROVIDER.
- BALL SCREEN FENCING TO BE SET BACK A MINIMUM 3M FROM SPORT FIELDS UNLESS OTHER WISE SHOWN.
- ALL RAILS, POSTS AND FITTINGS TO BE STRENGTH GRADE 250MPa TO AS/NZS 1163, HEAVY GALVANIZED W10Z TO AS 1725-2.2 AND POWDER COATED BLACK.
- CHAIN-LINK HEAVY DUTY FABRIC 50 PITCH X 3.15mm BEZINAL 2000 WIRE CORE (OR HEAVY GALVANISED W02Z QUALITY) AND FBP FUSION BONDED PVC WITH KNUCKLE/KNUCKLE KK SELVEDGE.
- LACING WIRE TO BE BLACK 2.00MM CORE W02Z GALVANISED FUSE BONDED POLYMER COATED.
- CHAIN -LINK FABRIC TO BE STRAINED TAUT AND LACED (NOT CONTINUOUSLY LACED) OR TIED THROUGH EACH DIAMOND AT SELVEDGE EDGE TO ALL PIPE RAILS AND END POSTS & TIED TO INTERMEDIATE POSTS WITH DOUBLE TIES AT EVERY 4TH DIAMOND.
- TIE WIRE ENDS TO BE TWISTED TWICE, NEATLY CUT OFF AND BENT OVER FACING AWAY FROM FIELD TO AVOID INJURY.
- TOP/MIDDLE/BOTTOM RAILS CLAMPED TO POSTS WITH SPLIT CLAMP ON FITTINGS USING FLUSH HEAD. ALL POWDERCOATED BLACK.
- SLEEVE NUTS. INSTALL TOP RAIL IN CONTINUOUS LENGTHS CLAMPED TO TOP OF POSTS WITH SCREW & SOCKET SPLICE JOINS AT 6500mm INTERVALS. ALTERNATIVELY, BUTT JOIN (MINIMUM 3 PANEL LENGTHS) CENTRALLY OVER POST WITH INTERNAL SLEEVE JOINER. BOTTOM RAIL TO BE INSTALLED IN ONE PIECE WITHOUT JOINS, CLAMPED TO POSTS, AND SET 50mm ABOVE GROUND. ALL POWDERCOATED BLACK.
- CONSTRUCTION OF POSTS AND RAILS TO USE STANDARD BOLTED SPLIT CLAMP-ON FITTINGS. ALL POWDERCOATED BLACK.
- GATES TO BE HINGED TO POSTS WITH CLAMP ON FITTINGS TEK SCREWED TO POSTS TO PREVENT SLIPPAGE. PROVIDE HAND HOLD AND LOCKABLE SHOTBOLT TO SINGLE GATES. DOUBLE GATES TO BE PROVIDED WITH DN25 VERTICAL BRACE, HAND HOLDS, D-LATCH AND STRIKER PLUS LONG AND SHORT DROP BOLTS. ALL POWDERCOATED BLACK.

DETAIL - 5.0m HIGH CHAIN LINK BALL SCREEN FENCING
Scale: 1:50

	THE HILLS SHIRE COUNCIL		DATE: NOV. 2023
	STANDARD SPORTS GROUND CHAIN-LINK FENCING		DRAWING No: SD.52
	SHEET 3 OF 3	SCALE - 1:50 @ A3	